



THE PVH NECKWEAR GROUP

**OPERATIONS
COMPLIANCE
REQUIREMENTS**



THE PVH NECKWEAR GROUP

Table of Contents

Introduction

Section 1: Finished Neckwear Requirements

- 1-1 PO Details
- 1-2 Bundling Standards
- 1-3 Inner Carton Standards
- 1-4 Master Carton Standards

Section 2: Fabric Requirements

- 2-1 Packing Standards
- 2-2 Master Carton Standards

Section 3: Supplies & Components Requirements

- 3-1 Inner Cartons Standards
- 3-2 Master Carton Standards

Section 4: Production Swatches

Section 5: Packing list/ASN Standards

Section 6: Routing Instructions

- 6-1 Authorization
- 6-2 Document flow
- 6-3 Federal Express Guidelines

Section 7: CPSC/CPSIA Requirements

- 7-1 GCC Standards

Appendices/Illustrations:

- A-1 Bundling Standard illustrations
- A-2 Box Specification – 72 pieces
- A-3 Box Specification – 36 pieces
- A-4 Finished Goods UCC carton label standards
- A-5 Finished Goods UCC label placement, carton closure & corner taping illustrations
- A-6 Finished Goods Master Carton markings
- A-7 Piece Goods UCC roll label standards
- A-8 Piece Goods UCC roll label placement
- A-9 Piece Goods Master Carton Marking
- A-10 Bellyband bundling illustrations
- A-11 Supplies & Component UCC label standards
- A-12 Supplies & Component Master Carton Markings
- A-13 Production Swatch form
- A-14 Packing list creation instructions
- A-15 Packing list example
- A-16 Forwarder contacts
- A-17 PVH Neckwear Group Operations Contacts
- A-18 GCC for Exempt Fabrics
- A-19 GCC for Non-Exempt Fabrics
- A-20 GCC for Children's Apparel



THE PVH NECKWEAR GROUP

Introduction:

Whether you are a prospective, new or existing PVH Neckwear Group supplier, we hope that our future together will be a mutually enjoyable and productive one.

An integral part of our success has been the partnerships we have developed with our suppliers over the years. To meet our operating needs and to ease the communication gaps about how we operate we have developed this comprehensive supplier compliance requirements manual. Your understanding and compliance with these requirements is critical to the success of our relationship and meeting our customers' expectations.

It is understood that when entering a business relationship with the PVH Neckwear Group, each supplier agrees to and abides by the requirements outlined within this document. Failure to comply with these requirements can be costly in terms of both time and money to the PVH Neckwear group and our customers. Our vendors must realize that they as partners may be asked to share in these excess costs. It is our goal to work with each supplier to meet these expectations and help them become compliant.

We look forward to enhancing our partnership with you and trust this manual will serve as a meaningful tool in building our mutual businesses.

Thank you, we look forward to working with you!!!



THE PVH NECKWEAR GROUP

Section 1

Finished Neckwear Requirements



THE PVH NECKWEAR GROUP

Section 1-1:

PO Details

All finished tie Purchase Orders include attributes of the Purchase Order detailing the make specification, trim details, etc. It is the expectation that the vendor follow these details and that any questions in regards to them are asked in time to meet the expected delivery of the order. See below image as an example of a PO detail page.

SUPERBA MILL PARTNER		539379-00-01
		+-----+
		Date sent: 08/25/2008
Vendor Special Instructions		

This PO is for finished goods.		
Production Swatches to: Los Angeles		

Attribute Description	Attribute value	Value Description
-----	-----	-----
LOOP LABEL	NONE	NO LABEL
PRICE TKT	YES	YES
BELLY BAND	NONE	NONE
RIDER	NONE	NONE
BUNDLE	2FLD	2 FOLD
1ST CONTENT TAB	VTABSI01	SILK IMPORTED
ACETATE WRAP	INCLUDE ACETATE WRAP	INCLUDE ACETATE WRAP
BARTACK	HAND	HAND TWISTED
BARTACK COLOR	MATCHING	MATCHING TIPPING
BELLY BAND PLACEMENT	BOTH	THROUGH LOOP & LABEL
CENTER SEAM SPECIFICATION	HAND	HAND SLIP STITCH ONLY
FACTORY NAME	UNKNOWN	UNKNOWN
LABEL PLACEMENT	NONE	NOT APPLICABLE
LINING	VLIN9400	9400 OPEN NUMBER
LOOP	NONE	NONE
LOOP PLACEMENT	NONE	NONE
METHOD PRODUCED	BC	3 BY COLOR
PO TYPE	PROD	PRODUCTION PO
PRICE TICKET PLACEMENT	THROUGH LABEL	THROUGH LABEL
SLEEVE MATERIAL	PE	SLEEVE IN PE MATERIAL
SPEC	IK5	IK5 SHAPE
TIPPING	SELF	SELF
PO Details Special Instructions:		

FOLLOW THE INSTRUCTIONS OUTLINED ABOVE IN THE PO ATTRIBUTES.		



THE PVH NECKWEAR GROUP

Section 1-2:

Finished Tie Bundling:

- The PO detail section of the purchase order (see Section 1-1 for more details) will detail the bundling standards for the PO. Some examples are either by color or in wardrobes as well as four fold or two fold. These instructions must be followed.
- If ties are shipping in a bundle, they must be bundled face-to-face and back-to-back.
- Place the bundle of ties on a “bundling board” so that the top tie in the bundle is face down showing the back of the tie. See Appendix A-1 for an illustration of proper bundling.
- The “bundle board” used MUST conform in both size/shape and weight to the samples supplied. Reference samples can be supplied upon request.
- If 2 folding, place a band around the top of the bundle of ties before placing on the bundling board and then secure to the board with 3 paper bands.
- If four folding secure the bundle to the board with 2 paper bands.
- Note: The tip of the ties must be on the board to keep from creasing the tips and bands must be secure enough to hold during shipping but not so tight as to crease the ties or bend the bundle boards.
- Each tie/bundle must be placed in a plastic bag for shipping, do not seal the bag closed. In an effort to protect our environment, we strongly recommend our supplier to use Polyethylene (PE) bags on our products. Please note upon request of our customers, PE bags are mandatory on some of our orders. Please refer to our PO Details Sheet for instructions.



THE PVH NECKWEAR GROUP

Section 1-3:

Finished Tie Inner Carton:

- We have 2 sizes of inner carton. The larger inner carton can pack 72 ties. The smaller one can pack 36 ties. See Appendices A-2 & A-3 for illustration of box specifications.
- The inner carton cardboard weight must be a minimum 200 pound test with an edge crush test (ECT) rating of 32. All cartons must meet this standard.
- It is the vendor's responsibility to ensure that the box has adequate strength to prevent bursting during transit. To help ensure this requirement is met it is highly recommended that tape be applied to the 4 corners of the box top to add strength and stability. See Appendix A-5 for reference.
- The inner box is to be a telescope box (separate bottom and top) versus an RSC box (a box with flaps).
- Pack only ONE style and color per carton. DO NOT mix styles, colors or PO's within an inner carton.
- **New Requirement 9-08:** The inner carton MUST be taped closed at each end. See Appendix A-5 for illustration. Do NOT apply more than 12" of tape and only apply on each end, not sides.
- The inner carton must have a Universal Carton Code (UCC-128) label centered on the end of the carton. This box end label has very specific requirements, see the UCC standards in Appendix A-4 for complete instructions and details. See Appendix A-5 for an illustration of proper placement on the carton.



THE PVH NECKWEAR GROUP

Section 1-4:

Finished Tie Master Carton:

- Pack the inner boxes for the finished ties into master cartons (outer boxes).
- The total weight of a master carton is not to exceed 70 lbs.
- The cardboard used for the master carton must be a minimum of 250 pound test and have an ECT rating of 40.
- Mark the side of each master carton as illustrated in Appendix A-6 with:
 - Vendor name as indicated on the Purchase Order
 - PO #
 - Carton number (i.e. 1 of 10, 2 of 10, etc.)
- This must be pre-printed on the carton and legible. See page Appendix A-9 for an example of proper carton identification.
- A style/color must be packed together in consecutive master cartons until the quantity of the style/color inner cartons is less than the master carton contents.
- NO MORE than one PO per Master Carton.
- Enclose in the first carton the standardized PVH Neckwear Group packing list and mark the carton “packing list enclosed”. See packing list standards outlined in Section 5 of this document for more details.
- There are some Purchase Orders that will require special packing due to our customer specific requirements. On those PO’s follow the Packing Instructions given in the PO details.



THE PVH NECKWEAR GROUP

Section 2

Fabric Requirements



THE PVH NECKWEAR GROUP

Section 2-1:

Packing Standards for Fabric Shipments:

Rolls:

- All fabric must be shipped on a roll. The tube for the roll of fabric must be 1 ½” in diameter and should be ½” longer at the top and bottom than the width of the fabric to prevent damages.
- NO pins are to be used in the shipping of fabric for any reason.
- All rolls of fabric in a shipment must be individually wrapped in plastic or the shipping box lined with plastic.
- Each roll is to have a Universal Carton Code (UCC-128) label attached to each roll either to the outside of the plastic or to the fabric tube. This UCC tag/sticker has specific requirements, see Appendix A-7 for the standards for this tag and Appendix A-8 for an example of the UCC label on the roll.

Section 2-2:

Master Carton Standards for Fabric Shipments:

Cartons:

- All cartons must have:
 - Vendor name as indicated on the Purchase Order
 - PVH Neckwear Group PO#
 - The number of rolls in the carton.
 - The carton number (i.e. 1 of 10, 2 of 10, etc.)
- This must be pre-printed on the carton and legible. See page Appendix A-9 for an example of proper carton identification.
- Enclose in the first carton the standardized PVH Neckwear Group packing list and mark the carton “packing list enclosed”. See packing list standards outlined in Section 5 of this document for more details.
- Keep the same style/designs and colors together in an outer carton or consecutive cartons. Do not have 1 roll of the same design/color in box 1 and another in box 5, etc.



THE PVH NECKWEAR GROUP

Section 3

Supplies & Component Requirements



THE PVH NECKWEAR GROUP

Section 3-1:

Packing Standards for Supplies and Components shipped to PVH Neckwear Group Los Angeles (only):

Inner Carton Standards:

- **Content Tab and Label sleeves:**
 - Sleeves should be made to the size of the label with labels stacked neatly inside.
 - A reference of the label or content tab must be placed at the end of the sleeve and secured independently of box closure.

- **Belly Band inner packaging:**
 - Ribbon belly bands are to be stacked neatly and bundled with a paper band to prevent creasing. No more than 25 bands in a bundle. No more than 20 bundles in a bag. No more than 280 bundles in an inner carton. See Appendix A-10 for illustration of the proper standards.
 - Paper belly bands are to be stacked neatly and bundled with a rubber band. No more than 50 in a bundle. No more than 60 bundles in a carton. See Appendix A-10 for illustration of the proper standards.

- **Hook Rider inner packaging:**
 - All cartons should be lined with plastic to prevent spillage in the case of a carton bursting.
 - 4 Fold (H40) riders should be shipped in 1000 unit increments and the regular 2 Fold size hook riders should be in 2500 unit increments.

All other supplies should be shipped in reasonable quantities, and packed neatly within the carton.

Section 3-2:

Master Carton Standards:

- Each outer carton is required to have a Universal Carton Code (UCC-128) sticker on the side of the box. This sticker has very specific requirements. See Appendix A-11 for details on these requirements.
- A reference of what is inside the carton (i.e. the label or belly band) is required to be attached to the carton next to the UCC 128 label. See Appendix A-12 for illustration of proper placement.
- As a general rule, no carton should have more than 99,999 units in it or weigh more than 50 pounds.
- Outer cartons must be made from 250 pound test cardboard with an edge crush test (ECT) rating of 40.



THE PVH NECKWEAR GROUP

Section 4

Production Swatches

Production Swatch Standards:

- Production Swatches are required for all piece goods and finished tie orders.
- Production swatches must be sent on the day of shipment via an express carrier at vendor expense for all piece goods orders or upon completion of weaving/printing for finished tie orders.
- Note: Sending production swatches for finished tie PO's when the ties are shipped is too late, they must be sent upon completion of weaving/printing.
- Timely shipment of production swatches is critical.
- Only one PVH Neckwear Group style number should be entered on each form. Please use additional sheets as necessary and staple them together by PVH Neckwear Group style number.
- Complete this form in the same format that the order was written in, either by wardrobe, or by single design. Examples of the correct layout can be provided upon request.
- Swatches are to be attached to the form in the proper cutting direction. PVH Neckwear Group standard for fabric orders is for face down cutting. Cut direction for finished tie order will be indicated on design finalizations.
- All PO's will specify where to send the Production Swatch forms. In all cases, forms must be sent on the day of shipment to our Los Angeles office attention Merchandising team. If the PO indicates, a second set of swatches must be sent to the New York office or other locations as indicated on the PO.

See page Appendix A-13 for a reference of the production swatch form. Upon request, a blank form can be provided



THE PVH NECKWEAR GROUP

Section 5

Packing List/ASN Standards



THE PVH NECKWEAR GROUP

Packing List Standards for all shipments:

- Vendors must prepare a Standardized PVH Neckwear group packing list. **As of 9-08 the packing list standards have been revised. See Appendix A-14 & A-15 for detailed instructions & sample.**
- Vendors must include the packing list in the lead master carton as outlined in the Shipping Standards sections.
- Vendors must e-mail the packing list to merchpo@superbainc.com on the day of shipment. The e-mail subject line **must** include the PO # (s).
- All packing lists must be sent in the unit of measure of the PO. The PVH Neckwear group does not purchase piece goods in meters and should never receive a packing list or invoice in meters. Yards should be net yards, exclusive of allowances.

ASN Requirements:

- Vendors who have completed testing and are approved for EDI transmissions must transmit the ASN on the day of shipment.
- For complete details on EDI mapping and standards, please contact Cindi Mullane at Mullane@superbainc.com .



THE PVH NECKWEAR GROUP

Section 6

Routing Instruction



THE PVH NECKWEAR GROUP

Section 6-1:

Authorization:

This Transportation Routing Guide is the only authorized set of instructions regarding carrier selection and shipping specifications for all purchase orders.

Failure to comply with this guide places full liability for loss or damage on the supplier. Any deviations will result in non-compliance charges that will include payment for all transportation and administrative costs.

Please review the information in this routing section carefully. Any questions concerning information contained in this guide should be addressed prior to shipment of goods.

Unless specifically authorized by the Import Production team the vendors and factories are not authorized to accept any deviations from these routing instructions.



THE PVH NECKWEAR GROUP

Section 6-2:

Document Flow

Required “Export” Documents:

Required “export” documents to clear origin customs are to be submitted to customs 2 business days prior to flight departure for AIR shipments and 4 business days prior to vessel departure for OCEAN shipments.

Goods are to be turned over to the forwarder 2 business days prior to flight departure for AIR shipments and 4 business days prior to vessel departure for OCEAN shipments, unless specific arrangements are made with the forwarder for a later delivery.

Required “Import” Documents:

Required “import” documents:

- Commercial Invoice
- Packing List
- Air Waybill/Bill of Lading
- Other Documents as specified by the forwarder
- General Certificate of Conformity

are to be sent via email to PVH Neckwear Group and the assigned forwarder Los Angeles office for each shipment. Email contacts:

- PVH Neckwear Group: merchPO@superbainc.com
- Freight Forwarder: See Appendix A-16 for Los Angeles forwarder’s office contact list

All commercial invoices for goods coming from outside the U.S. should include

- **Vendor / Manufacture complete name & address**
- **Consignee complete name and address (i.e. PVH Neckwear, Inc. 1735 S. Santa Fe Ave – Los Angeles CA 90021)**
- **PO number - if no purchase order exist please reference merchandisers who originated the order**
- **Quantity**
- **Total carton count**
- **Brief commodity description – finished ties (woven, printed, knitted), fabric, samples, etc.**
- **Country of Origin**
 - **The statement: "We hereby certify that above mentioned goods are of (Country name) origin."**

This eliminates the need for a Certificate of Origin (COO) by U.S. Customs.



THE PVH NECKWEAR GROUP

Import Security Filing (ISF) 10+2:

Effective 01/26/2009, a new interim ruling from Customs & Border Protection and the new requirements called **Import Security Filing (ISF) or 10+2** will be enforced. It is a new security initiative issued by Customs & Border Protection.

The below information must be provided on the commercial invoices being prepared for import to the U.S.A.

The pertinent information that will be needed to indicate on the commercial invoice is as follows:

- Seller
- Buyer
- Manufacturer
- Ship to party
- Country of origin
- Harmonized Tariff to the 6 digit level

These items must be provided on a line by line basis.

For example if merchandise is from more than one manufacturer, each must be listed.

This required information must be provided to our freight forwarder upon booking of the cargo overseas prior to loading of the container. Our freight forwarder will file the ISF with Customs based on the documents provided to their overseas office.

Invoices for payment:

Invoices for payment should be e-mailed along with the packing list to our accounting department at:

melissasanders@superbainc.com

Forwarder Contact Information:

Please see Appendix A-16 for forwarder contact information.



THE PVH NECKWEAR GROUP

Section 6-3:

GUIDELINES FOR SHIPPING VIA FEDERAL EXPRESS:

Below are PVH Neckwear Group Federal Express account number and guidelines for making an authorized shipment to PVH Neckwear Group, the PVH Neckwear Division, at our expense. Unauthorized use or distribution of this number will result in all charges being reverted to you, the shipper.

Please contact our Traffic Dept for authorized account number (Appendix A-17).

Authorized supplier uses of our Fed-Ex account number:

- Any Purchase Order shipments for non-LDP vendors for which we request Fed Ex.
- Any rush samples requested by PVH Neckwear Group for non-LDP vendors.
- Things above and beyond the normal course of business.

Un-Authorized Uses are:

- Strike-Offs or Approval samples.
- Production Swatches (both to LA & NY).
- Invoices & Other documents.
- Anything that is a part of the normal course of doing business together.

Instructions for filling in the Airway Bill:

- Check the “Bill Recipient” box and fill in the account number.
- In the Reference Field of the airway bill, please indicate the following reference numbers for the outlined circumstances:
 - Fabric & Ties ref = 850-0101/5101.0202
 - Price Tickets ref = 850-0101/5101.0238
 - Labels ref = 850-0101/5101.0210
 - Hang Tags ref = 850-0101/5101.0239
 - Hook Riders ref = 850-0101/5101.0240
 - Belly Bands ref = 850-0101/5101.0241
- The selected service & guidelines for a shipment should always be as follows:
 - Maximum weight per shipment is 50 kgs
 - Any shipment weight over 50 kgs must be shipped through our designated forwarders.
 - Shipments are authorized from China, Hong Kong, Korea, and Italy.
 - Destinations will apply to PVH Neckwear Group offices in LA, NY and Shengzhou (China).
 - Consignee must be **PVH Superba/Insignia Neckwear, Inc.**
 - Address each package to a recipient with division name on all Fed-Ex Air Waybills.
 - PVH Neckwear Group P.O. #, Style # and sample invoice # must be indicated on Air Waybills.
- Any deviation from our standard service level should be for a legitimate business reason and approved by PVH Neckwear Group Management.

Federal Express is our courier of choice for all express shipments that we are paying for. Use of any other courier without prior authorization from PVH Neckwear Group Senior Management will not be reimbursed.



THE PVH NECKWEAR GROUP

Section 7

CPSC/CPSIA Requirements



THE PVH NECKWEAR GROUP

Section 7-1

CPSC / CPSIA

The U.S government passed the Consumer Product Safety Improvement Act (CPSIA) on August 14, 2008 to strengthen federal consumer product safety laws enforced by the U.S. Consumer Product Safety Commission (CPSC). The CPSIA requires the issuance of a General Certification of Conformity (GCC) for every consumer product that is subject to any safety rule, ban, standard, or regulation enforced by the CPSC. The GCC is required for all applicable consumer products manufactured on or after November 12, 2008. CPSC has issued a final rule requiring that all domestic manufacturers and importers provide the GCC. Products without the GCC can be stopped at U.S. Customs, refused entry into the U.S, and may not be sold or distributed in US commerce. According we have the below requirements:

- You, the manufacture, must provide a GCC for all purchase orders.
- All GCC's must be generated **ONE** per purchase order.
- GCC file name must be "PO number GCC" (i.e. S12345 GCC)
- All GCC's are to be sent with all shipping documents to merchpo@superbainc.com at the time of shipment.

GCC Requirements

PVH Superba/Insignia Neckwear, Inc. expects ALL its vendors to prepare and, as required by the CPSC, retain for a minimum of three years a GCC for all products sold to Superba. Vendors must retain and consult with their legal counsel and testing labs for guidance in testing and preparing their GCC's.

- Vendor Must Certify Based on a Reasonable Testing Program: For non-children's products, the GCC must be based on a test of the product, or a reasonable testing program (See Appendix A -19 for Non-Exempt GCC forms).
- All children's products manufactured after November 21, 2008 must be certified by an accredited third party with the current lead paint standards. Effective 02/10/2009, no children's product may contain more than 600 ppm total lead and will apply to existing inventory, not just products manufactured after that date. Also effective 02/10/2009 no children's apparel may contain no more than 0.1% of diphthalate, disbutyl phthalate, or benzyl butyl phthalate, diisononyl phthalate, dissodecyl phthalate, or dinooctyl phthalate
- Vendors Must Use Accredited Third Party Labs for Children's Products: The Vendor must certify the safety of its children's products be sending such products to Accredited Third Party Labs for testing, as required by CPSIA (See Appendix A-18 for Children's Apparel GCC form).



THE PVH NECKWEAR GROUP

- Vendors Must Prepare GCC's: Superba does not determine the contents of Vendor GCC's. The Vendor is required to issue a GCC based on the passing test reports or Vendor's internal reasonable testing program. The GCC must identify the product sufficiently such as inclusion of the SKU or other tracking information so that Superba is able to match the GCC to products sold by Superba.

The following links at CPSC website provide information about CPSIA and the GCC requirements.

- Main CPSIA Web Page: <http://www.cpsc.gov/about/cpsia.html>
- CPSIA Laws, Summaries, & FAQ's: <http://www.cpsc.gov/about/cpsia/legislation.html>
- CSPC Regulated Products Table: <http://www.cpsc.gov/businfo/reg1.html>



THE PVH NECKWEAR GROUP

APPENDIX A-1:

Illustration of proper 4-fold bundle and 2-fold bundle:

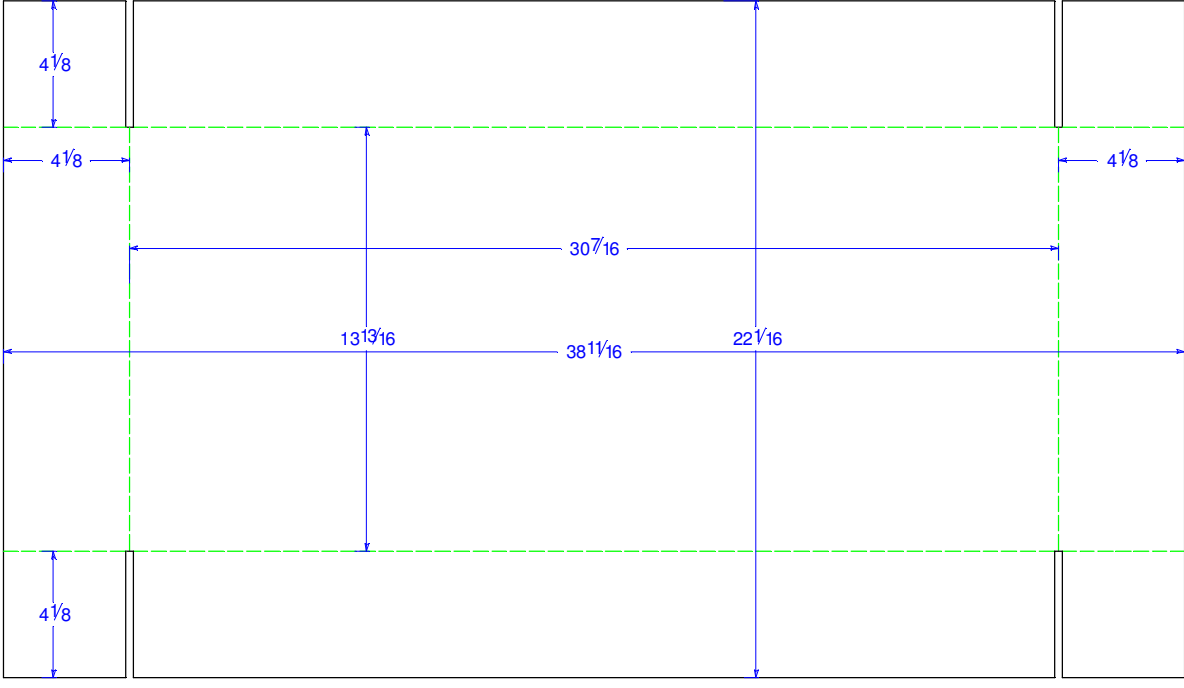




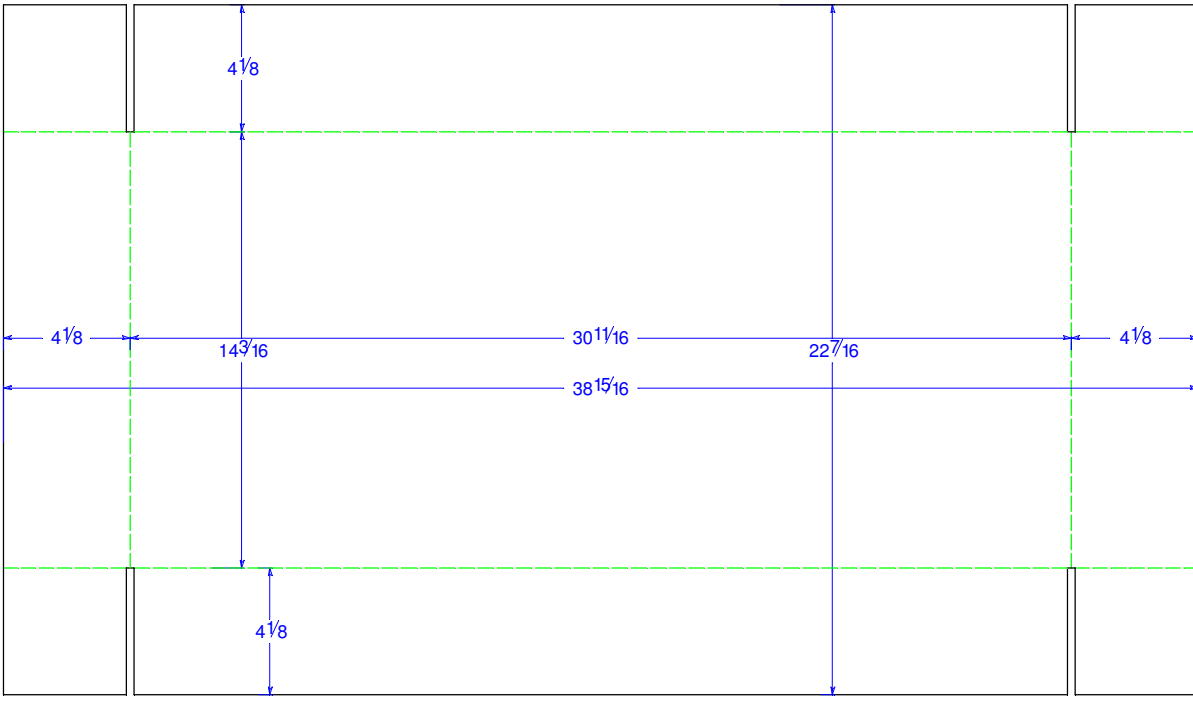
THE PVH NECKWEAR GROUP

APPENDIX A-2:

Large Inner carton (72 units) for finished ties – box bottom specifications:



Large Inner carton (72 units) for finished ties – box top specifications:

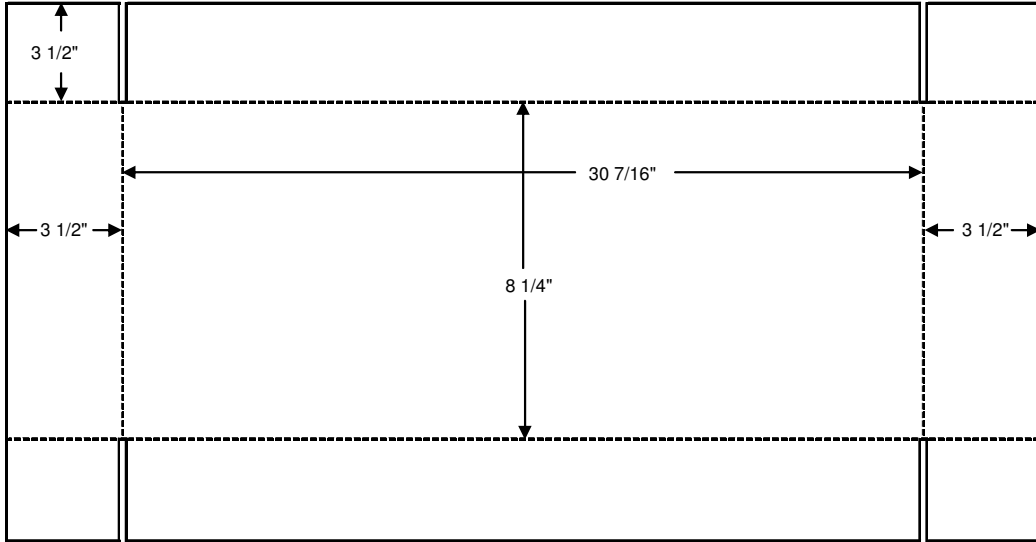




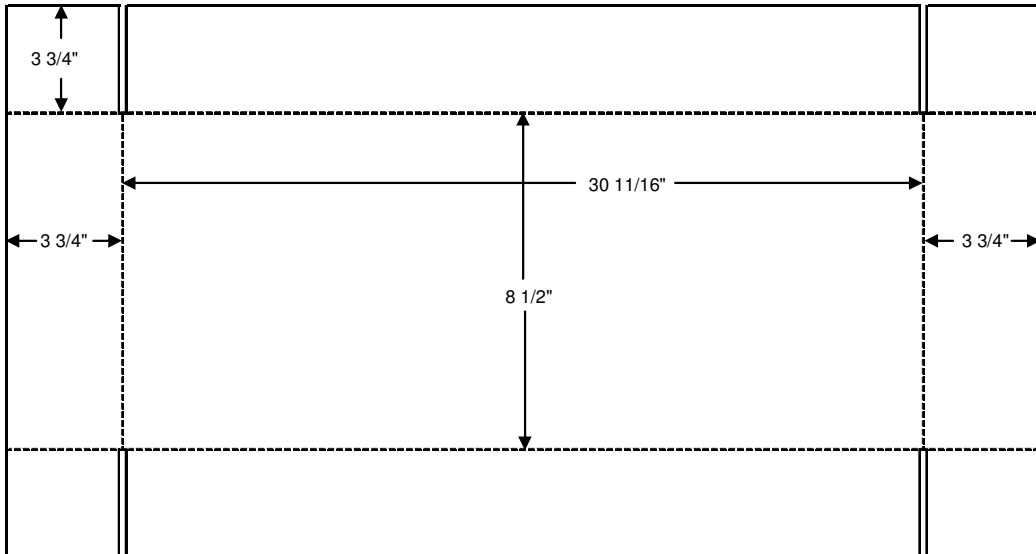
THE PVH NECKWEAR GROUP

APPENDIX A-3:

Small Inner Cartion(36 ties) for finished ties -- box bottom specifications:



Small Inner Cartion(36 ties) for finished ties -- box top specifications:





THE PVH NECKWEAR GROUP

APPENDIX A-4:

UCC-128 Shipping Container Label Format Finished Goods Only

PVH Neckwear Group Item# & Color w/ Barcode Ship From Name & Country Carrier Tracking Info. Ship To

PO#

1175 – 3100 001

PO S22222

(00) 0 0682875 104526255 6

Units 72

CHINA

From: VENDOR CHINA

To: Superba, Inc.
1735 S. Santa Fe Ave.
Los Angeles, Ca. 90021

BOL: 21A558799

LOOP LABEL : PERRY ELLIS PORTFOLIO
PRICE TKT : YES
BELLY BAND : PERRY ELLIS
RIDER : PLAIN BLACK H40
BUNDLE : 4FLD/RDR

UCC-128 Bar Code Quantity Country of Origin Value Add info from 850/MTX or 864/MSG segments

6 digit UCC Block ID or PVH Neckwear Group, Inc. Vendor Code
(This can be found in REF segment of 850 PO)

Additional Notes:

1. The Item/Color and Quantity barcodes symbology is Code 93 and should contain no dashes or spaces when scanned.
2. The UCC-128 barcode symbology is, UCC-128 subset C.
3. The 'Value Add' portion of the label must be in the exact order listed above. It will also be in the 850 PO in the same order.
4. If you require assistance in creating a UCC Carton ID number, please follow the link provided below. It will explain in detail the process and the concept.
5. The size of this label is 3" x 8".

Note the image above references a ship to of "Superba, Inc." In all cases this should be changed to "PVH Neckwear"

http://www.uc-council.org/ean_ucc_system/pdf/SSCC.pdf



THE PVH NECKWEAR GROUP

APPENDIX A-5:

Proper placement of UCC 128 barcode label for finished ties.



Note the image above references a ship to of “Superba, Inc.” In all cases this should be changed to “PVH Neckwear”




THE PVH NECKWEAR GROUP

APPENDIX A-5 (continued):

Illustration of inner carton box closure and taped corners.



Taped corners for stability



Carton Closure
New Requirement 9/2008



THE PVH NECKWEAR GROUP

APPENDIX A-6:

Proper Master Carton markings for finished goods.

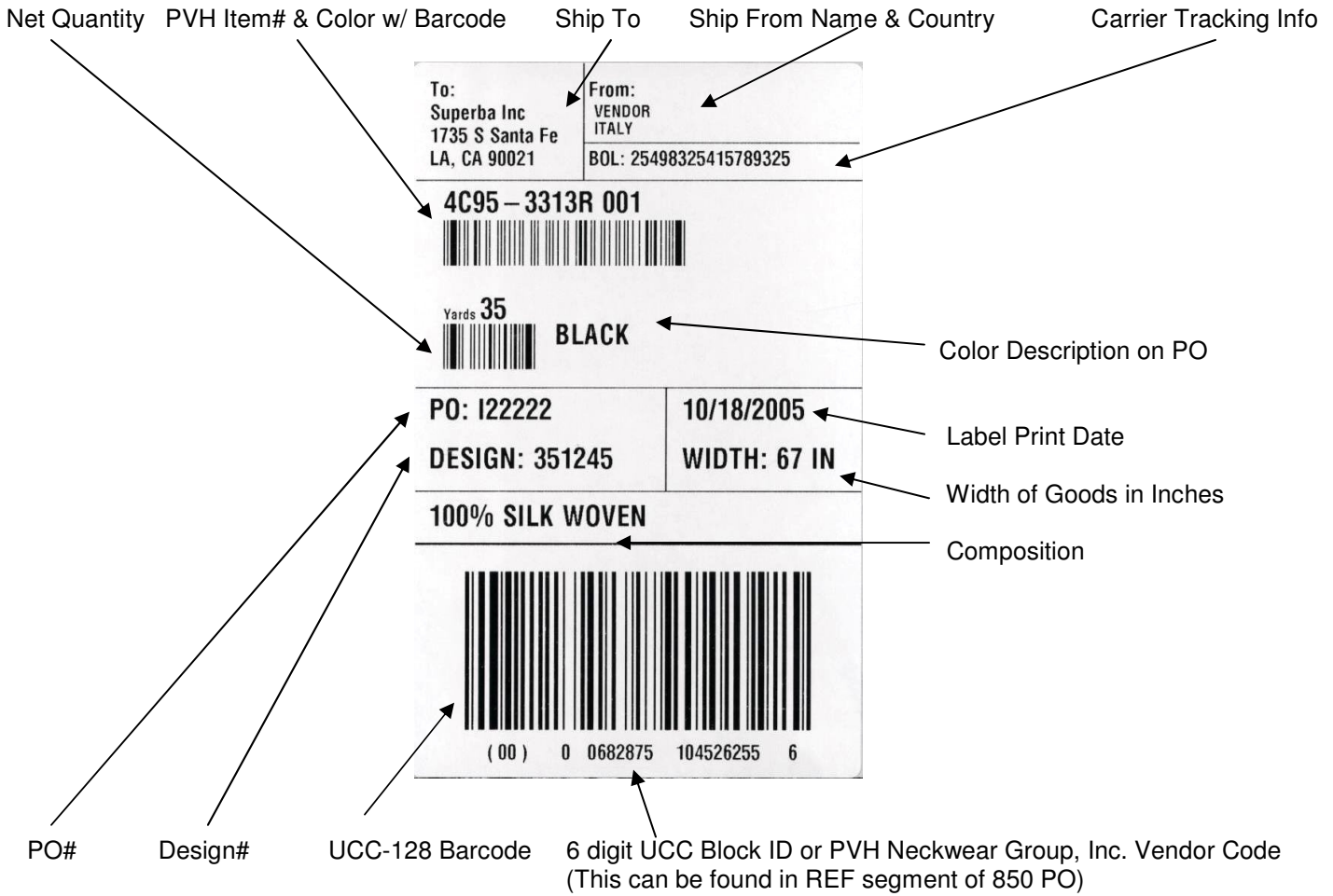




THE PVH NECKWEAR GROUP

APPENDIX A-7:

UCC-128 Shipping Container Label Format Piece Goods Only



Additional Notes:

1. The Item/Color and Quantity barcodes symbology is Code 93 and should contain no dashes or spaces when scanned.
2. The UCC-128 barcode symbology is, UCC-128 subset C.
3. If you require assistance in creating a UCC Carton ID number, please follow the link provided below. It will explain in detail the process and the concept.
4. The size of this label is 2 ½" x 4" (Updated Size 10-08)

Note the image above references a ship to of "Superba, Inc." In all cases this should be changed to "PVH Neckwear"

http://www.uc-council.org/ean_ucc_system/pdf/SSCC.pdf



THE PVH NECKWEAR GROUP

APPENDIX A-8:

Proper placement of UCC 128 barcode label for piece goods – Option 1 hanging



Proper placement of UCC 128 barcode label for piece goods – Option 2 on roll

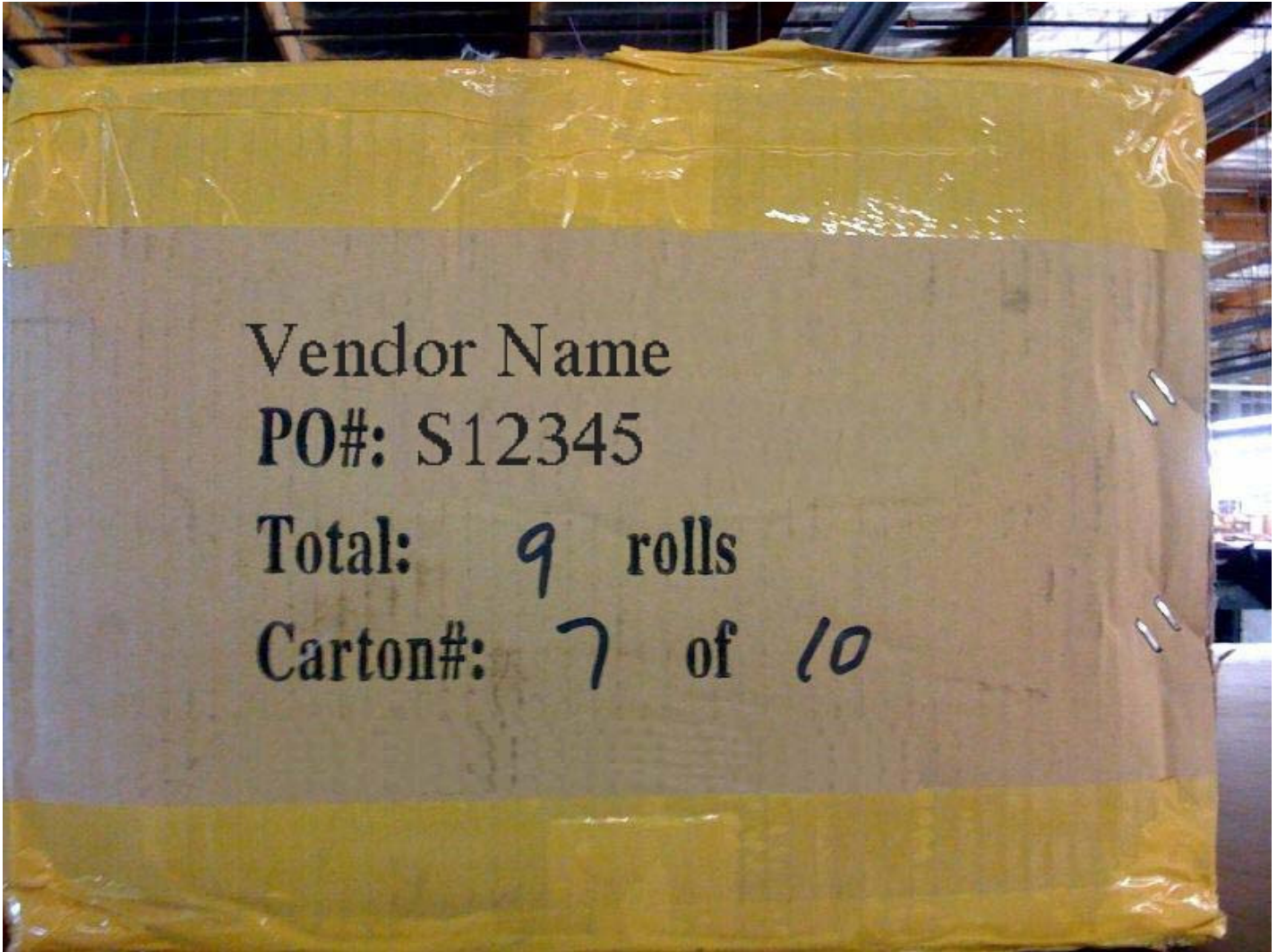




THE PVH NECKWEAR GROUP

APPENDIX A-9:

Proper Master Carton details for piece goods.





THE PVH NECKWEAR GROUP

APPENDIX A-10:

Ribbon Belly Band inner packing standards:



Paper Belly Band inner packaging standard:





THE PVH NECKWEAR GROUP

APPENDIX A-11:

UCC-128 Shipping Container Label Format Component / Supplies Only

PVH Neckwear Group Item# & Color w/ Barcode Ship From Name & Country Carrier Tracking Info. Ship To

PO#

VBEL – PEP1 001

PO C22225 Units **90000**

(00) 0 0682875 104526264 8

CHINA

From: **VENDOR CHINA**


To: **Superba, Inc.
1735 S. Santa Fe Ave.
Los Angeles, Ca. 90021**

BOL: 21A558799

UCC-128 Bar Code Quantity Country of Origin

6 digit UCC Block ID or PVH Neckwear Group, Inc. Vendor Code
(This can be found in REF segment of 850 PO)

Reference Sample of enclosed component



Additional Notes:

4. The Item/Color and Quantity barcodes symbology is Code 93 and should contain no dashes or spaces when scanned.
5. The UCC-128 barcode symbology is, UCC-128 subset C.
6. If you require assistance in creating a UCC Carton ID number, please follow the link provided below. It will explain in detail the process and the concept.
4. The size of this label 3" x 8".

Note the image above references a ship to of "Superba, Inc." In all cases this should be changed to "PVH Neckwear"

http://www.uc-council.org/ean_ucc_system/pdf/SSCC.pdf

SAMPLE OF ACCEPTABLE UCC-128 LABEL (SCC-18)



THE PVH NECKWEAR GROUP

APPENDIX A-12:

Supplies & Component Master Carton Markings Illustration:



Note the image above references a ship to of "Superba, Inc." In all cases this should be changed to "PVH Neckwear"



THE PVH NECKWEAR GROUP

APPENDIX A-13:

PVH NECKWEAR GROUP
Production Swatches

Page ___ of ___

Date of Shipment _____

Vendor Name _____

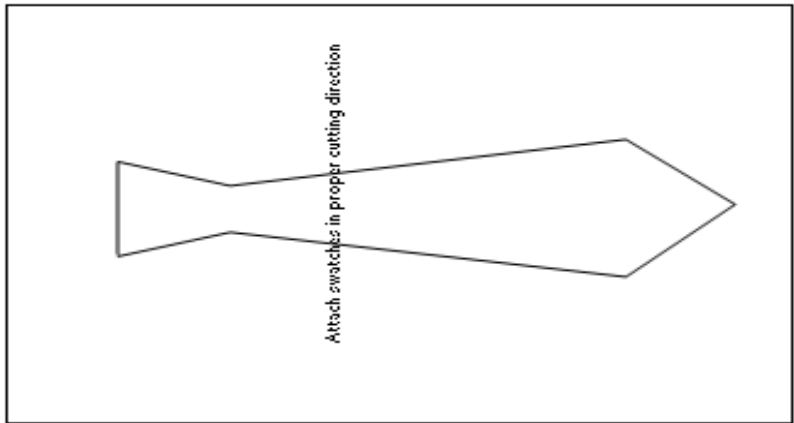
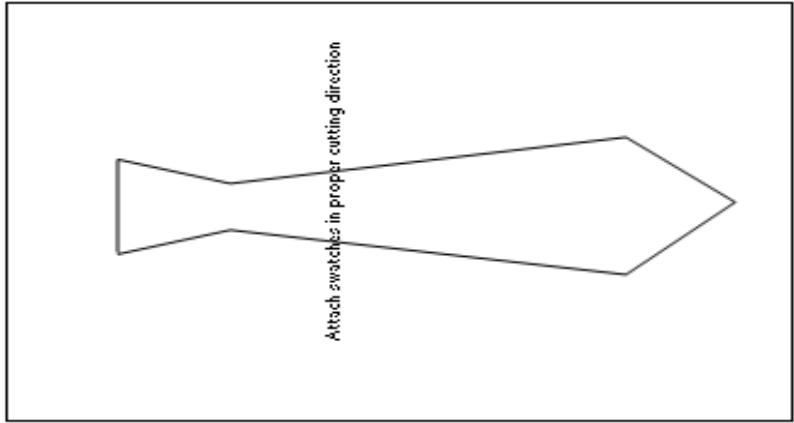
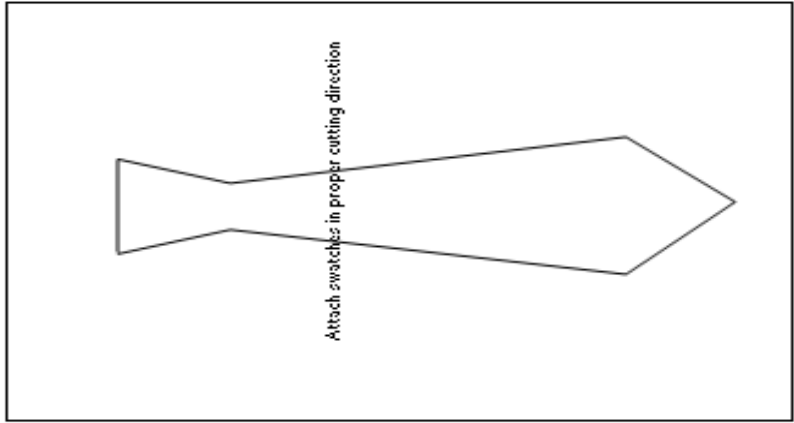
PVH Neckwear PO # _____

PVH Neckwear Style # _____

Mill Design # _____

PVH Neckwear Color # _____

PO Color Desc. _____





THE PVH NECKWEAR GROUP

APPENDIX A-14: Packing List Instructions

See Appendix A-15 for an example of a proper packing list.

Please note the following:

- All cells in the packing list are mandatory for each line, unless otherwise specified below.
- No changes are to be made to the column headings – no exceptions.
- Please use all CAPS when entering details in the packing list.
- Only one PO per packing list/spreadsheet document.

Packing list column headings are as follows and must contain the following data:

PO#:

PVH Neckwear Group complete PO#. Include the –XX-XX at the end of the PO number.

Vendor Name:

Vendor name (not the Factory name).

Vendor #:

Unique 6 digit vendor number assigned to your company by PVH Neckwear Group.

Packing List #:

Unique identifier that represents the shipment. Can NOT be repeated at anytime in the future and must consist of letters and numbers only, no special characters. (not to exceed 30 characters).

Ship Date:

Date shipment leaves your facility (format as mm/dd/yyyy).

Ship Via:

Carrier name (not to exceed 16 characters). Optional.

BOL:

Bill of lading number (not to exceed 25 characters). Optional.

Ship Status:

Unique code to identify the status of the shipment. (3 status codes):

1. CC – Order is shipped complete.
2. BP – Partial shipment with a balance to come
3. BK – Final backorder shipment of original order



THE PVH NECKWEAR GROUP

APPENDIX A-14 (continued):

Master Carton #:

Master carton ID number (2 options).

1. Unique 20 digit UCC128 master carton ID. Optional. **OR**
2. Master carton numbers in sequential order. (1, 2, 3, 4, etc.)

Style #:

Style number as it is transmitted on 850 PO. Not to exceed 9 characters. NO spaces or dashes.

Color #:

Color code as it is on PO. Not to exceed 3 characters.

Inner Carton #:

Unique 20 digit UCC128 carton ID. (See Appendix A-7, A-8 or A-X for carton label instructions)

QTY:

Quantity in carton. Must be in the same unit of measure (UOM) as the PO (yards or units only).

FILE NAME REQUIREMENTS:

Save the file as an excel file. The file name must be the complete PO # with shipment number following. For example:

1. First shipment of PO A12345-00-00: A12345-00-00-1.xls
2. Second shipment of PO A12345-00-00: A12345-00-00-2.xls

ADDITIONAL REQUIRMENTS/NOTES:

- Packing list must be listed in master carton sequence. This may require sorting the file before sending.
- Note that design number is no longer used in the packing list. It is the vendor's responsibility to ensure that the order is fulfilled as ordered, i.e. as wardrobes or single designs.
- Do not add subtotals to the packing list.
- Do not add any rows in the first 9, only below that and do not add any columns to the packing list.
- **While manually entering in all of the information related to a shipment is suitable, this method is more likely to contain errors and take more time to create. We highly recommend that this information be created through a scan & pack process for speed and accuracy.**



THE PVH NECKWEAR GROUP

APPENDIX A-15:

P.O.#:	S37910-00-00			
Vendor Name:	VENDOR			
Vendor#:	906580			
Packing List#:	654			
Ship Date:	7/22/2008			
Ship Via:	JAS AIR			
BOL#:	123456789			
Ship Status:	CC			
Master Carton #	Style#	Color	Inner Carton #	QTY
1	64983632	001	000009065801234567890	72
1	64983632	200	000009065801234567891	72
1	64983632	300	000009065801234567892	72
1	64983632	400	000009065801234567893	72
2	64983632	500	000009065801234567894	72
2	64983632	650	000009065801234567895	72
2	64983632	700	000009065801234567896	72
2	64983632	800	000009065801234567897	72



THE PVH NECKWEAR GROUP

APPENDIX A-16:

Forwarder Origin Contacts

SHANGHAI:

1. ATE Logistics:

Address: Resource Plaza, Room 1201-1203, 12th Floor, No. 268, S. Zhong Shan Road, Shanghai 200010, PRC.
Tel: (86-21) 6332-5588
Fax: (86-21) 6332-2358 – AIR
Fax: (86-21) 6332-1958 – OCEAN

Contact # 1: Caroline Yu (General Manager)

Email: caroline@sha.airtiger.com
Office ext: 269
Direct: (86-21) 6332-2858
Cell: (86) 1390-1615428

Contact # 2: Jasmine Zhu (Assistant General Manager – OCEAN)

Email: jasmine@sha.airtiger.com
Office ext: 285
Direct: (86-21) 6332-2878
Cell: (86) 1360-1996635

Contact # 3: Robby (OCEAN dept.)

Email: robby@sha.airtiger.com
Office ext: 261
Tel: (86-21) 6332-5588

Contact # 4: Bright (AIR dept.)

Email: bright@sha.airtiger.com
Office ext: 810
Tel: (86-21) 5859-3753

2. JAS Forwarding:

Address: 19 F, Fei Diao Int'l Mantsion, No. 1065 Zhao Jia Bang Road, 200030 Shanghai
Tel: (86-21) 5489-6968 ext. 379
Fax: (86-21) 5489-6984
(86-21) 5489-6982
Email: sha-lli@jaschina.com
SKYPE: [jas-cnsha-lillianli](https://www.skype.com/user/jas-cnsha-lillianli)
Website: www.jaschina.com

Contact # 1: Lilian Li (AIR)

Office ext: 379
Email: sha-lli@jaschina.com

Contact # 2: Jesse Ding (AIR)

Office ext: 146

Contact # 3: Sam Jia (OCEAN)

Office ext: 334



THE PVH NECKWEAR GROUP

APPENDIX A-16 (Continued):

SHANGHAI: (Continued)

3. Seagate Logistics:

Address: Unit G, 13/Floor, Xiang Jiang Building, No. 18, Block 1265, Zhong Shan Road (West), PRC.
Tel: (86-21) 3226-3308
Fax: (86-21) 3209-3554
General Email: sha@seagatelogistics.com

Contact # 1: Xu Guo Qiang (Branch Manager)
Email: guoqiang@seagatelogistics.com

Contact # 2: Jojo Zhang (Operations)
Email: jzhang@seagatelogistics.com

Contact # 3: Sunnie Yang (Back-Up)
Email: syang@seagatelogistics.com

QING DAO:

ATE Logistics:

Address: Room #601-603, Hua Yin Mansion Jia 5 Donghai Western Road, Qingdao 266071, PRC
Tel: (86-532) 8667-0088
Fax: (86-532) 8667-7077

Contact # 1: Lucy Liang (AIR)
Email: lucyliang/tao.airtiger.com

Contact # 2: Jaqueline (OCEAN)

Contact # 3: Chris (OCEAN)

Contact # 4: Maggie (OCEAN)

APPENDIX A-16 (Continued):

HONG KONG:

1. JAS forwarding:

Address: Unit B, 5/F Modern Terminals Warehouse Bldg., Kwai Chung Container Terminals, Kwai Chung, N.T., HKG
 Tel: (852-2795-5538
 Fax: (852-3145-8633
 Website: www.jashongkong.com

Contact: Vivian Poon (AIR export customer service)
 Office ext: 196

2. ATE Logistics:

Address: Unit 1008-1011, 10/F, Telecom Tower, Wharf T&T Square, 123 Hoi Bun Road, Kwun Tong, Kowloon, HKG
 Tel: (852) 2335-6000
 Fax: (852) 2707-9773

AIR Division:

Email: airops@hkg.airtiger.com
 Tel: (852) 2335-6000
 Fax: (852) 2707-9773

Contact # 1: Teddy Li (Senior Operation Manager)
 Email: teddy@hkg.airtiger.com

Contact # 2: Eric Lee (Operation Manager)
 Email: eric@hkg.airtiger.com

Contact # 3: Rita Wong (Air Assistant Manager Import)
 Email: rita@hkg.airtiger.com

Contact # 4: Air Import & Logistics services
 Email: import@hkg.airtiger.com

OCEAN Division:

Email: ocean@hkg.airtiger.com
 Tel: (852) 2335-6100
 Fax: (852) 2707-0119

Contact # 1: Kam Hom Wai (Operation Manager)
 Email: kam@hkg.airtiger.com

Contact # 2: James Chen (Assistant Operation Manager)
 Email: james@hkg.airtiger.com

Contact # 3: Terry Lee (Assistant Operation Manager)
 Email: terrylee@hkg.airtiger.com

Contact # 4: John chong (Assistant Operation Manager)
 Email: john@hkg.airtiger.com



THE PVH NECKWEAR GROUP

APPENDIX A-16 (Continued):

HONG KONG: (Continued)

3. Seagate Logistics:

Address: Unit 2001, Stelux House, 698 Prince Edward Road East, San Po Kong, Kowloon, Hong Kong
Tel: (852) 2357-1808
Fax: (852) 2357-9668
General Email: hkg@seagatelogistics.com

Contact # 1: Paul Yeong (Branch VP)
Email: pyeong@seagatelogistics.com

Contact # 2: Yvonne Chiu (customer service – booking)
Email: ychiu@seagatelogistics.com

Contact # 3: Fion Lau (customer service – booking)
Email: flau@seagatelogistics.com

Contact # 4: Magic Chan (Operations)
Email: mchan@seagatelogistics.com

Contact # 5: Eason Tang (Operations)
Email: etang@seagatelogistics.com

KOREA:

Kyung Sung Sea & Air Co., Ltd.:

Address: 2F, Insong Bldg., 194-15 Ika Hoihyun-Dong, Chung-Ku, Seoul, Korea
Tel: (02) 2022-7500
Fax: (02) 773-6486, 7

Contact: Haejin Yim

APPENDIX A-16 (Continued):

ITALY:

1. Jas Forwarding:

Address: Via Rossini, Cadorago 22071, Como, Italy
 Tel: +39 031 904882
 Fax: +39 031 885338

Contact # 1: Giancarlo Butti (Branch Manager)
 Email: gbutte@jasitaly.com

Contact # 2: Massimo Paolotti (Regional Manager)
 Email: Mpaolotti@jasitaly.com

2. Jetline SRL:

Address: Via del Lavoro 30, 22100, Como, Italy
 Tel: 031-592-600
 Fax: 031-526-230
 Website: www.jetline.it

Contact: Giuliano
 Email: cerutti@jetline.it

FRANCE:

Fatton Transport:

Address: Fatton Lyon Cargoport, BP 308, 69125 Lyon St Exupery, France
 Tel: +33 4 72 23 70 03
 Fax: +33 4 72 22 78 87

Contact # 1: Renaud Mellier (Air Export)
 Email: renaud.mellier@fatton.com

Contact # 2: Philippe Bordillon (Air Dept. Manager)
 Email: philippe.bordillon@fatton.com

LOS ANGELES:

- **JAS -** Lucie (lgarabedian@jasusa.com)
 Ricardo (rbassig@jasusa.com)
 Fay (fszeto@jasusa.com)
- **ATE -** Miguel (miguel@nohemychb.com)
 Kenneth (kenneth@nohemychb.com)
 Jessica (jessica@nohemychb.com)
- **Seagate –** Peter (pcheung@seagatelogistics.com)
 Pamela (pbuleje@seagatelogistics.com)



THE PVH NECKWEAR GROUP

APPENDIX A-17:

PVH Neckwear Group Operations Contacts

TRAFFIC MANAGER:

Contact: Darin Pauechamnuay
Location: 1735 S. Santa Fe Ave.
Los Angeles, CA 90021
Phone: 213-270-2663
E-mail: darinpuechamnuay@superbainc.com

IMPORT PRODUCTION MANAGERS:

Contact: Raj Gaur
Location: 1735 S. Santa Fe Ave.
Los Angeles, CA 90021
Phone: 213-270-2632
E-mail: rajgaur@superbainc.com

Contact: Hitomi Kano
Location: 1735 S. Santa Fe Ave.
Los Angeles, CA 90021
Phone: 213-270-2611
E-mail: hitomikano@superbainc.com

SHANGHAI OFFICE MANAGER:

Contact: Lynne Zhu
Location: 4th Floor, 768# Yijing Road
Shengzhou Economy Development Zone
Shengzhou City, Zhejiang, China
Phone: 01186 575 83117796
E-mail: lynnezhu@superbahk.com

SENIOR VICE PRESIDENT OPERATIONS:

Contact: Cindi Mullane
Location: 1735 S. Santa Fe Ave.
Los Angeles, CA 90021
Phone: 213-270-2581
E-mail: mullane@superbainc.com



THE PVH NECKWEAR GROUP

Appendix A-18

General Conformity Certification (Children's Apparel)

1. Importer	
Name:	PVH Superba / Insignia Neckwear, Inc
Address:	1735 S. Santa Fe Ave Los Angeles CA, 90021 USA
Telephone #:	213-688-7970

2. Date Created:	
-------------------------	--

3. Product Information:	
Brief Description: _____	Invoice No.: _____
Style Number: _____	_____
_____	Date of Testing: _____
Purchase Order No.: _____	_____

4. The Products describe herein, and any applicable component parts thereof, are hereby certified to meet all applicable U.S. Consumer Product Safety Commission standards, bans, rules and regulations. **Applicable Standard(s) for this product are checked:**

- CPSIA § 101 (Lead)
- 16 CFR Part 1303 (Lead in Surface Coatings)
- 16 CFR § 1500.48/49 (Sharp Points and Edges)
- 16 CFR Part 1610 (Flammability)
- 16 CFR Parts 1615, 1616 (Flammability of Sleepwear)

5. These Products were manufactured by _____ in the Month of _____, in the Year _____, in the City of _____, State/Province of _____, Country of _____.

6. Conformity Assessment Body/Lab	
Name:	
Address:	
Telephone #:	
Contact Name:	
CPSC Accredited:	Yes <input type="checkbox"/> No <input type="checkbox"/>

7. Test Result Retention	
Name:	
Address:	
Telephone #:	
Contact Name:	



THE PVH NECKWEAR GROUP

Appendix A-19

General Conformity Certification (Adult Apparel, Non-Exempt)

1. Importer	
Name:	PVH Superba / Insignia Neckwear, Inc.
Address:	1735 S. Santa Fe Ave Los Angeles CA, 90021 USA
Telephone #:	213-688-7970

2. Date Created: _____

3. Product Information: (Brief Description)

Style Number/Name: _____	Invoice No.: _____
_____	_____
_____	_____
Purchase Order No.: _____	Date of Testing: _____

4. The products describe herein, and any applicable component parts thereof, are hereby certified to meet all applicable U.S. Consumer Product Safety Commission standards, bans, rules and regulations.

Applicable Standard(s):	<u>16 CFR Part 1610</u>

5. These Products were manufactured by _____ in the Month of _____, in the Year _____, in the City of _____, State/Province of _____, Country of _____.

6. Conformity Assessment Body/Lab	
Name:	_____
Address:	_____
Telephone #:	_____
Contact Name:	_____
CPSC Accredited:	Yes <input type="checkbox"/> No <input type="checkbox"/>

7. Test Result Retention	
Name:	_____
Address:	_____
Telephone #:	_____
Contact Name:	_____